

Terminations

HLT-xxW-3G-xx

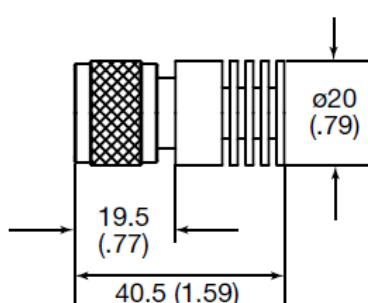
- ◆ Finned termination
- ◆ Ideal for wireless applications
- ◆ High reliability



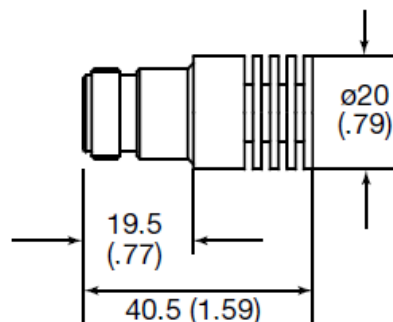
2W & 10W Terminations

	HLT-02W -3G-NM	HLT-02W -3G-NF	HLT-02W -3G-DM	HLT-10W -3G-NM	HLT-10W -3G-NF
Freq. Range (MHz)	0-3000				
VSWR	1.15:1				
Power (watts) *	2			10	
Impedance (Ω nom.)	50				
Connectors	N male	N female	DIN male	N male	N female
Temperature Range (C)	-35° to +50°				
Connector Finish	Inner layer—Silver plate / Outer layer—Cu-Sn-Zn plate				
Housing Finish	Black oxidization				
Weight ,g (lb)	45 (0.1)	40 (0.09)	70 (0.15)	110 (0.24)	100 (0.22)
Max. Length ,mm (in)	40.5 (1.59)	40.5 (1.59)	36 (1.42)	53 (2.11)	53 (2.11)
Diameter Max. ,mm (in)	20 (0.78)	20 (0.78)	35 (1.38)	35 (1.38)	35 (1.38)

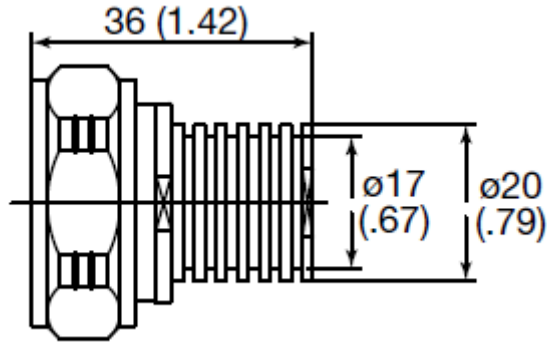
* : Maximum Average Power



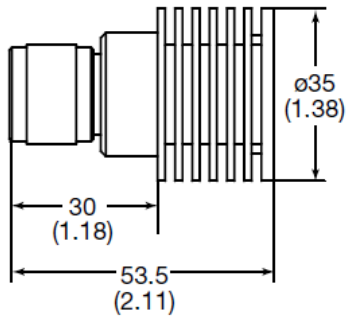
HLT-02W-3G-NM



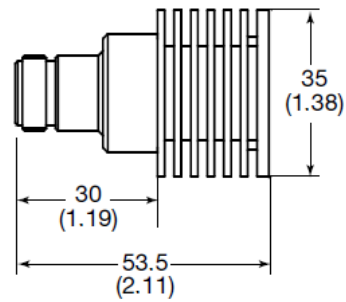
HLT-02W-3G-NF



HLT-02W-3G-DM



HLT-10W-3G-NM



HLT-10W-3G-NF



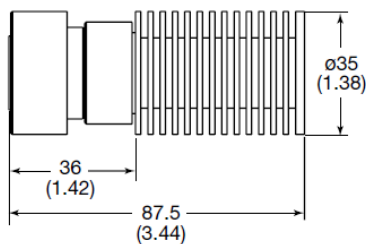


禾豐開發科技有限公司 HONOVA RESOURCES LTD.

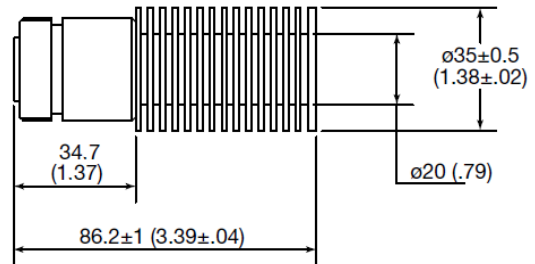
25W Terminations

	HLT-25W-3G-DM	HLT-25W-3G-DF	HLT-25W-3G-NM	HLT-25W-3G-NF
Freq. Range (MHz)	0-3000			
VSWR	1.15:1			
Power (watts) *	25			
Impedance (Ω nom.)	50			
Connectors	DIN male	DIN female	N male	N female
Temperature Range (C)	-35° to +50°			
Connector Finish	Inner layer—Silver plate / Outer layer—Cu-Sn-Zn plate			
Housing Finish	Black oxidization			
Weight ,g (lb)	215 (0.47)	205 (0.45)	165 (0.36)	145 (0.32)
Max. Length ,mm (in)	87.5 (3.44)	86.2 (3.39)	82.5 (3.25)	81.5 (3.21)
Diameter Max. ,mm (in)	35 (1.38)	35 (1.38)	35 (1.38)	35 (1.38)

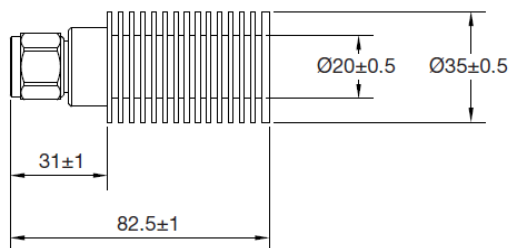
* : Maximum Average Power



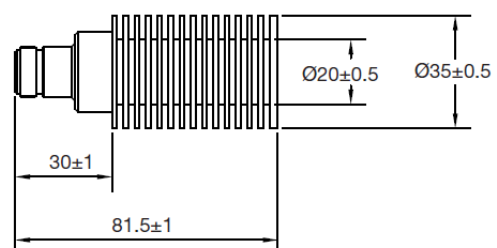
HLT-25W-3G-DM



HLT-25W-3G-DF



HLT-25W-3G-NM



HLT-25W-3G-NF






禾豐開發科技有限公司 HONOVA RESOURCES LTD.


50W & 100W Terminations

	HLT-50W -3G-DM	HLT-50W -3G-DF	HLT-50W -3G-NM	HLT-50W -3G-NF	HLT-100W -3G-NM
Freq. Range (MHz)	0-3000				
VSWR	1.15:1			1.2:1	
Power (watts) *	50			100	
Impedance (Ω nom.)	50				
Connectors	DIN male	DIN female	N male	N female	N male
Temperature Range (C)	-25° to +50°				
Connector Finish	Inner layer—Silver plate / Outer layer—Cu-Sn-Zn plate				
Housing Finish	Black oxidization				
Weight ,g (lb)	440 (0.97)	420 (0.39)	360 (0.79)	350 (0.77)	2000 (4.41)
Max. Length ,mm (in)	129 (5.08)	125.5 (4.99)	129.5 (5.1)	121.5 (4.78)	195 (7.68)
Max. Height ,mm (in)	50 (1.97)	50 (1.97)	50 (1.97)	50 (1.97)	88.6 (3.49)

* : Maximum Average Power



HLT-50W-3G-DM & HLT-50W-3G-DF



HLT-50W-3G-NM & HLT-50W-3G-NF



HLT-100W-3G-NM

Low PIM 50W Terminations

	HLT-50WP-3G-NF	HLT-50WP-3G-DF
Freq. Range (MHz)	0-3000	
VSWR	1.15:1	
Power (watts) *	50	
Impedance (Ω nom.)	50	
PIM (dBc) **	-150	
Connectors	N female	DIN female
Temperature Range (C)	-25° to +50°	
Connector Finish	Inner layer—Silver plate/Outer layer—Cu-Sn-Zn plate	
Housing Finish	Black oxidization	
Weight ,g (lb)	2780 (6.13)	2830 (6.24)
Max. Length ,mm (in)	233 (9.17)	240 (9.45)
Max. Height ,mm (in)	87 (3.43)	87 (3.43)

* : Maximum Average Power

** : PIM 3rd order dBc @ 2x 43 dBm



HLT-50WP-3G-DF & HLT-50WP-3G-NF